



AmbirScan® CONNECT for athenaNet®

Patient care and patient relationship management is at its best when clinical documents, administrative documents, lab results, insurance cards and IDs are electronically captured and immediately attached to patient records in athenaNet.

Supported Document Types

- ▶ **Insurance Card**
- ▶ **Driver's License**
- ▶ **Admin Documents:**
 - Billing Document, Consent, HIPAA/Privacy, Insurance Approval Notification, Insurance Denial Notification, Legal, Medical Records Request, Referral, Signed Forms & Letters
- ▶ **Clinical Documents:**
 - Admission/Discharge Summary, Consult Note, Emergency/Urgent Care, Mental Health Consult, Operative Note
- ▶ **Encounter Document** – Image Documentation
- ▶ **Imaging/Diagnostic Result**
- ▶ **Lab Result**
- ▶ **Medical Record Documents:**
 - Chart for Abstraction, Flowsheet, Growth Chart, Historical Medical Record, Patient Diary, Vaccination Record
- ▶ **Physician Authorization Documents:**
 - Physician Authorization, Care Plan Oversight



The Problems



Scan and Pull.

When using a scanner and saving documents and ID/Insurance cards to a local PC folder, users need to go into athenaNet, access a specific patient record and then import, or “pull” the scanned file into the record.



Faxing. Documents sent via fax to athenaNet for attachment to patient records are not immediately available. Furthermore, the fax image quality of important clinical documents may not be readable or optimal for medical provider interpretation of results/information to provide effective patient care.

The Ambir Solution

AmbirScan Connect is an ideal workflow enhancement and image capture solution for use in patient registration, medical records rooms, administrative functions and back office scanning projects. AmbirScan Connect accelerates the process and workflow of scanning and attaching documents, insurance cards, driver's licenses and photos on driver's licenses by letting you directly attach or “push” these scanned documents into athenaNet patient records.

To handle different types of documents, AmbirScan Connect uses preset and customizable scan profile settings that detail various scanner imaging settings such as resolution, color/black & white, paper size, one- vs. two-sided scanning, and more.

AmbirScan Connect creates workflow efficiency by circumventing the two-step process of first scanning and saving documents to a local PC folder, then the tedious steps of “Add Document”, “Add Card Image” and the “Add Patient Photo” from within athenaNet.

Last Name	First Name	DOB	SSN
SMITH	JOHN	10/05/1976	*****1234

Department: 7 Hills Department

Document Type: [Dropdown menu showing various document types like Insurance Card, Driver's License, Admin - Billing Document, etc.]

Internal Note: [Text area]

OK

This screenshot from AmbirScan Connect illustrates how after scanning a document, the user is then presented with an easy to use Attach Patient Document window to search and then select a patient record destination within the athenaNet patient database.



AmbirScan[®] CONNECT for athenaNet[®]

Choose Ambir

As an extension of your athenahealth team, count on a Ambir Technology specialist to respond to your scanning needs.

AmbirScan Connect is approved to work with your athenahealth software. Contact us today to customize an Ambir Technology solution for you!

Contact Sales

CALL (630-530-5400, opt 2)

EMAIL (asconnect@ambir.com)

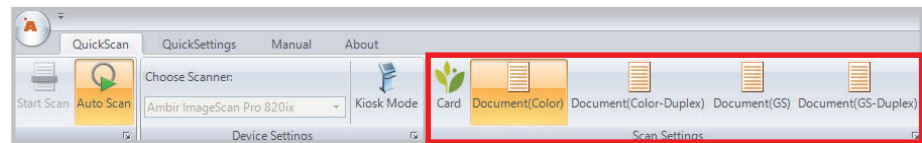
CHAT (ambir.com, bottom of each page)

AmbirScan Connect Benefits

More efficient and faster workflow. AmbirScan Connect reduces up to 7 steps in the scanning and attachment to a patient record workflow process into athenaNet.


More secure document upload. Document storage on local PC not required. AmbirScan Connect securely uploads scanned documents for immediate attachment to a specific patient record without the need for storage on the local PC.

Preset & Customizable Scanning Profiles. QuickScan profiles in AmbirScan Connect provide users a simple means to toggle between document types and scanning settings.

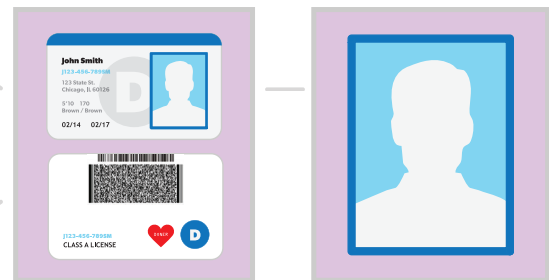


More flexible. Back office scanning without access to sensitive patient information. Since AmbirScan Connect does not require athenaNet login, users can scan and upload scanned documents to patient records without granting access to the sensitive and confidential information within the medical record itself.

Ideal Insurance Card & Driver's License Image Capture. AmbirScan Connect combines front and rear side images of insurance cards and driver's licenses into a single JPEG file.



AmbirScan Connect also automatically acquires the photo on a driver's license for attachment to the patient record.



©2017 Ambir Technology, Inc. All rights reserved. The Ambir logo and AmbirScan are registered trademarks of Ambir Technology, Inc. athenaNet is a registered trademark of athenaHealth, Inc. Windows is a registered trademark of Microsoft Corporation in the United States and other countries. All trademarks and registered trademarks are the property of their respective owners. Features, specifications and bundled software application(s) and/or version numbers of software applications are subject to change without notice.

AmbirScan Connect Software Licenses for athenaNet

AmbirScan Connect is a monthly subscription application that may be used on any computer running Windows 7, 8 or 10. An internet connection is required for uploading documents into athenaNet.

ASC4A-AS ASC4A-OS

license for use with Ambir scanners starting at \$25/month*
license for use with Fujitsu fi-7160 and/or Fujitsu fi-6130 starting at \$30/month*

*volume pricing available

System Requirements:

Windows 7, 8 or 10
Operating System